

PixSell 3

iPad & iPhone product catalogue
and sales order app



What's new in version 3.15



Table of Contents

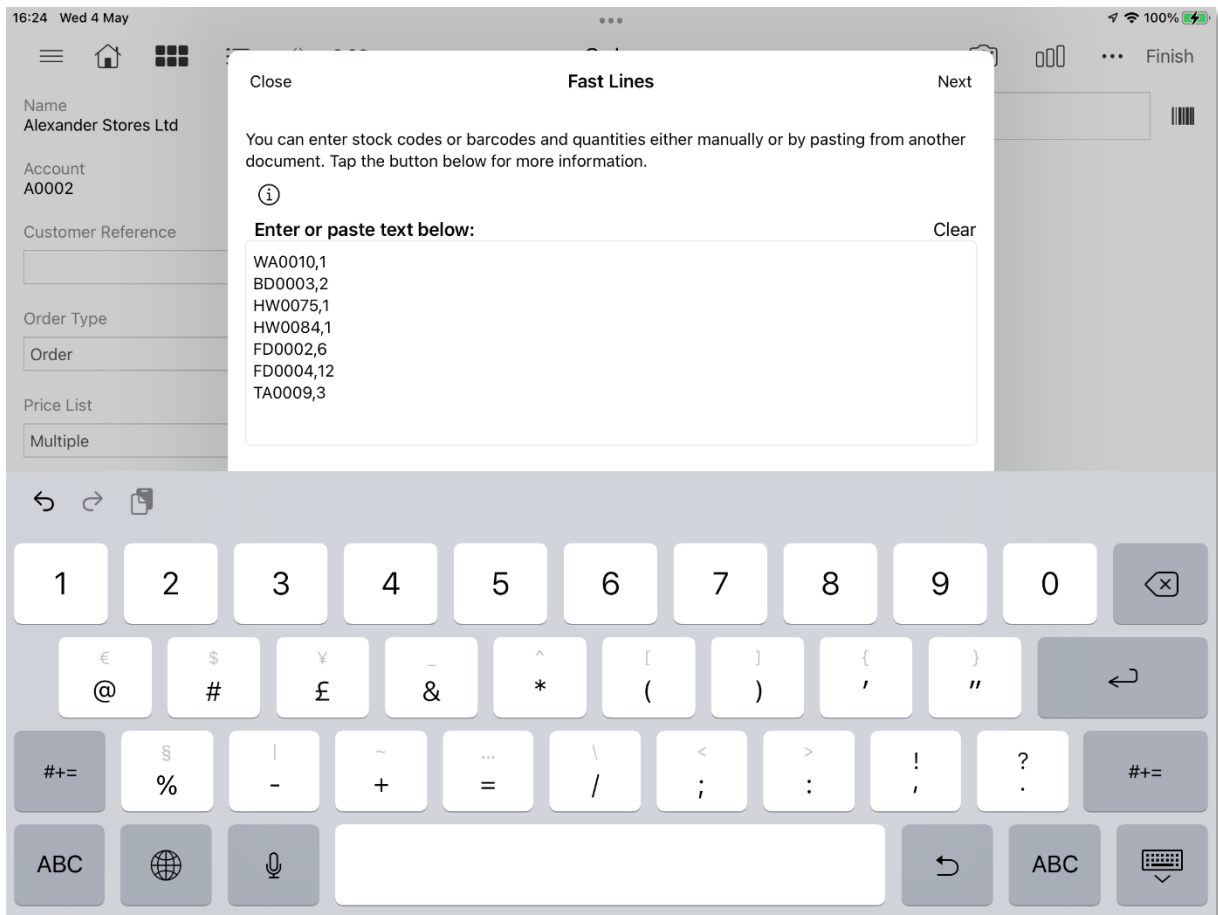
1	Updates	3
1.1	Fast Lines - Type or paste a list of stock codes or barcodes and quantities	3
1.2	Option to change the Out of Stock and Barcode warning sound	4
1.3	Barcode scanning options (including UPC-A)	5
1.4	New icon to indicate when a product has multiple images	6
1.5	Textual Changes	7
1.6	Other Improvements	8
1.7	Bug Fixes	9
2	Update history	10
3	Before you upgrade	11
3.1	Note to PixSell 3 administrators	11
3.2	Testing advice & best practice	11
3.3	Contacting Aspin Management Systems	11

1 UPDATES

1.1 Fast Lines - Type or paste a list of stock codes or barcodes and quantities

From the action button (3 dots) of transaction screens, there is a new 'Fast Lines' option. This allows you to type or paste a list of stock codes or barcodes and quantities, and add them to a transaction in bulk. If wanting to specify quantities rather than using the default quantities, these can be added after a comma or a tab. PixSell 3 will then identify the products and reject any invalid items. Any blocks/warnings can be reviewed prior to the products being added to the transaction.

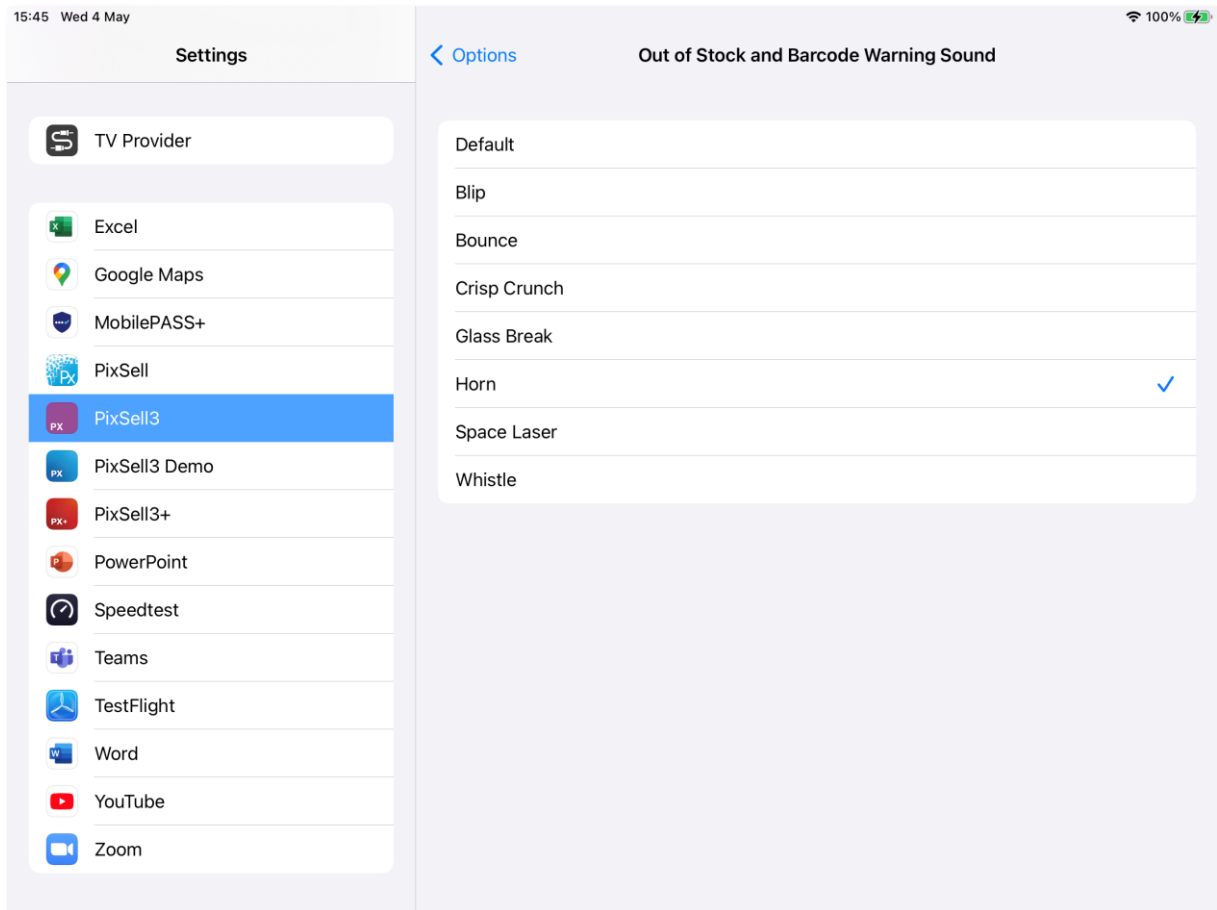
Note: the 'Enable Fast Lines' option has been renamed to 'Rapid Entry - Skip Numeric Keypad' to better explain what it does and make it clear it is not related to this new feature.



Description	Comment
Type	New feature
Other data	No further data is required
Deployment	This feature is available to everyone

1.2 Option to change the Out of Stock and Barcode warning sound

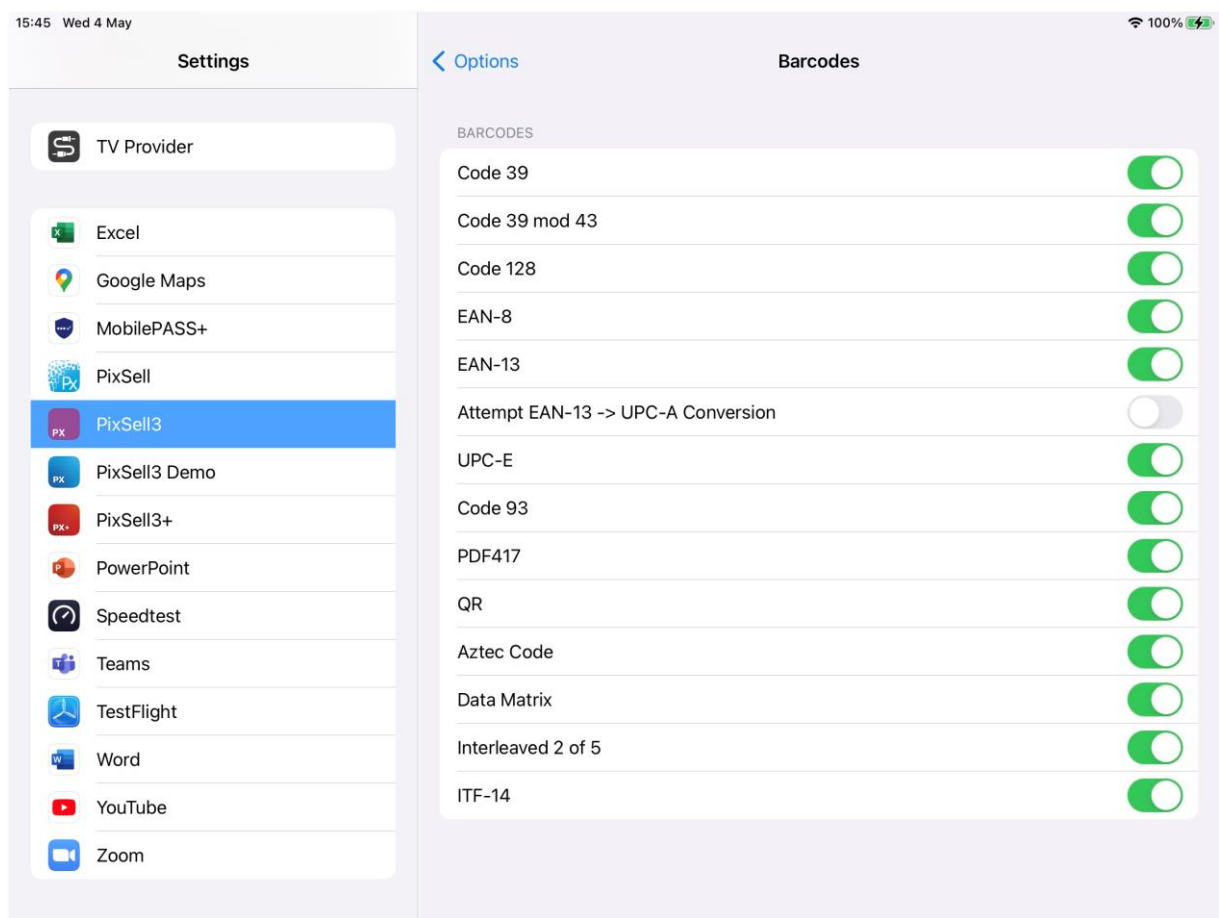
The default warning sound that PixSell 3 makes when trying to add out-of-stock products and scan/enter invalid barcodes can now be changed. When going to the iPad/iPhone settings, tap 'PixSell3' in the left menu, then in the right panel tap 'Options'. Under 'Out of Stock and Barcode Warning Sound', you may now select from a list of various alternative sounds.



Description	Comment
Type	New feature
Other data	No further data is required
Deployment	This feature is available to everyone

1.3 Barcode scanning options (including UPC-A)

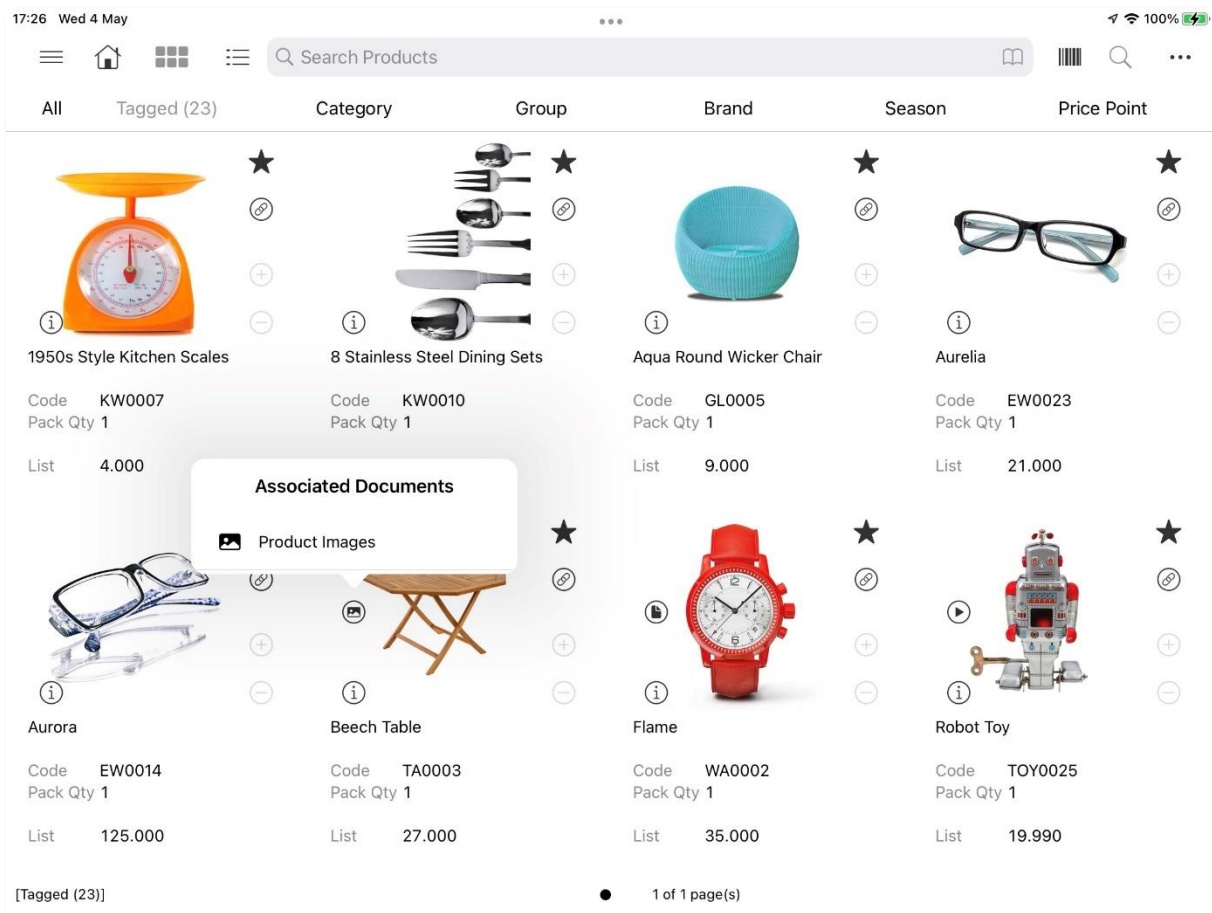
We have added user settings to disable each of the possible barcode types that iOS is able to interpret from the device's camera. In addition, there is an extra option (off by default) to consider any 0-prefixed EAN-13 barcodes as UPC-A, and remove the leading 0 before passing the remaining 12-digit information to the PixSell 3 app. This option is all or nothing, and any client that populates 12-digit barcodes as well as 13-digit ones must ensure that none of the 13-digit strings are 0-prefixed. To view these options, go to the iPad/iPhone settings, tap 'PixSell3' in the left menu, then in the right panel tap 'Options' and then 'Barcodes'.



Description	Comment
Type	New feature
Other data	No further data is required
Deployment	This feature is available to everyone

1.4 New icon to indicate when a product has multiple images

A new icon has been added to the Catalogue and Product List to indicate when a product has more than one image. In the Catalogue this icon can be tapped, and then you can press 'Product Images' to see them in a pop-up browser. When a product also has other associated documents, such as PDF files or videos, a documents icon will show instead, and when tapped you can press the relevant option to either see the product images or other associated documents. If a product only has a video, then a play icon will show as before.



Description	Comment
Type	New feature
Other data	No further data is required
Deployment	This feature is available to everyone

1.5 Textual Changes

- The 'Enable Fast Lines' option has been renamed to 'Rapid Entry - Skip Numeric Keypad' to better explain what it does, and also so that it doesn't clash with the new 'Fast Lines' functionality (see section 1.1 of this document).
- The 'Send Images Zip' option has been renamed to 'Send Product Images via SkooCloud' to better describe its purpose.
- In the Out Tray's action menu, 'Manage Transactions' has been renamed to 'Manage/Hold Transactions' to make it more obvious that this is where you can hold orders.
- The Out Tray's 'Add To Order' / 'Add To Selected Orders' option has been renamed to 'Copy To Order' / 'Copy To Selected Orders'.
- In the activity planning screen, the 'Next' button has been renamed 'Next Customer' to clarify its purpose, and it has been moved to the bottom of the window.
- Various error and warning messages have been updated to make them clearer.

1.6 Other Improvements

- It is now possible for us to modify the default email body of the 'Email CSV' option in the Out Tray as per your requirements.
- In the Customer's action menu, the 'Forms' section has been moved to the top of the menu.
- The new Next Delivery Date and Quantity Due fields have now also been added to the CSV exports of the O/S Products report.
- Today's date in activity calendars has changed from black text on grey background to blue text on white background, so that the date is highlighted and so that users do not think the day is greyed out and therefore cannot be selected.

1.7 Bug Fixes

- Customer actions didn't work or crashed if a customer was selected and there were CRM forms.
- The Customer search field was not clearing when pressing 'All' to view every product again following a search.
- A product's associated document could not be shared via email.
- In the product details list, the 'Discontinued' field was showing a value but the label was missing.
- In the Customers section, the Sales Rep advanced filter did not filter out prospects.
- The Stock information (where available) was not showing on the Undespached report.
- Selecting Collection Overview and scrolling down could result in a crash.
- Collection Overview was showing all templates including ones that had expired.
- The PixSell 3 menu did not update its Value, Lines and Items when adding current view items to an order, or when an order was deleted and a new one created for the same customer.
- It was possible to bypass the order type selection by using the 'Copy To Order' function.
- FOC carriage lines were not being added to orders.
- Discounts could not be hidden on order lines.
- Under specific circumstances, PixSell 3 could crash when creating a stock count.
- The Out Tray's Order Totals was not updated when orders were deleted.
- In Plan Re-Orders, a replacement card will now be removed from selection on any subsequent pockets, if the card being replaced is the same as the original card.
- Also in Plan Re-Orders, when attempting to order a replacement for an out-of-stock design, the sale was incorrectly blocked.
- When Workflow is configured to display the order confirmation after an order is created, the confirmation would not always appear at that point.
- With iOS 15, the activity planning screen could sometimes show 2 'Done' and 2 'Cancel' buttons.
- In the activity planning calendar, when moving forward a month, it was sometimes not possible to move back to the previous month by using the left arrow.
- When completing a form, if the list of forms was hidden, it would not reappear.

2 UPDATE HISTORY

Summary of features and changes included in recent PixSell 3 releases:

Version	Release date	Summary
3.14	March 2022	Fixes to improve app stability for users of iOS 14 devices.
3.13	March 2022	<ul style="list-style-type: none"> -Linking documents to products in the Catalogue and Product List -Option to request a PDF of Catalogue products from the PIM -Ability to add photos against transactions and sync them to SkooCloud -Possibility to show the total value of all orders in the Out Tray -Extra filters added to some Dashboard and Customer reports -Changing the product or customer sequence by ascending or descending order -Product link actions added to the Order History and Sales History reports -Option to only display products that have an image -Other Improvements -Bug Fixes
3.12	February 2022	<ul style="list-style-type: none"> -'Collection Overview' in the Catalogue and Product List -Ability to request Catalogue images via email -Improvements to the 'Add to Order' functionality with simultaneous open orders -New 'Sales Rep' filter in the Customers' Advanced Filters -Enhancements to the Open Items customer report -Ability to show a product's Last Purchase information using order/invoice history -Other Improvements -Bug Fixes

3 BEFORE YOU UPGRADE

3.1 Note to PixSell 3 administrators

Whilst we make every effort to thoroughly test each new release, there is always scope that upgrading without testing may have an adverse impact on your business processes.

Our advice is that you review this version before instructing users to upgrade. This will ensure minimal interruption to your PixSell 3 services.

3.2 Testing advice & best practice

- i) Please disable the automatic update of Apps from the App Store on all devices using the PixSell 3 application in a live environment.
- ii) We would recommend that any new release is thoroughly tested before rolling out all devices by processing examples transactions that confirm to your most common workflows – for example:

Upgrade a single device and process a transaction that applies:

- Line discounts
- Order discounts
- Suggested orders
- Duplicate orders
- Promotions
- Multi-language/Multi-currency variants
- Planned re-orders and In-store counts

If you have any queries, or require any further information, please contact Aspin support.

3.3 Contacting Aspin Management Systems

United Kingdom sales information

sales@aspin.co.uk

Australia and New Zealand sales information

info@aspin.com.au

Technical Information and support

support@aspin.co.uk

By phone (UK) +44 (0)1794 500200

By phone (Australia) +61 (0)7 3297 7425

Service Desk (UK) +44 (0)1794 500205