

PixSell 3

iPad & iPhone product catalogue
and sales order app



What's new in version 3.30



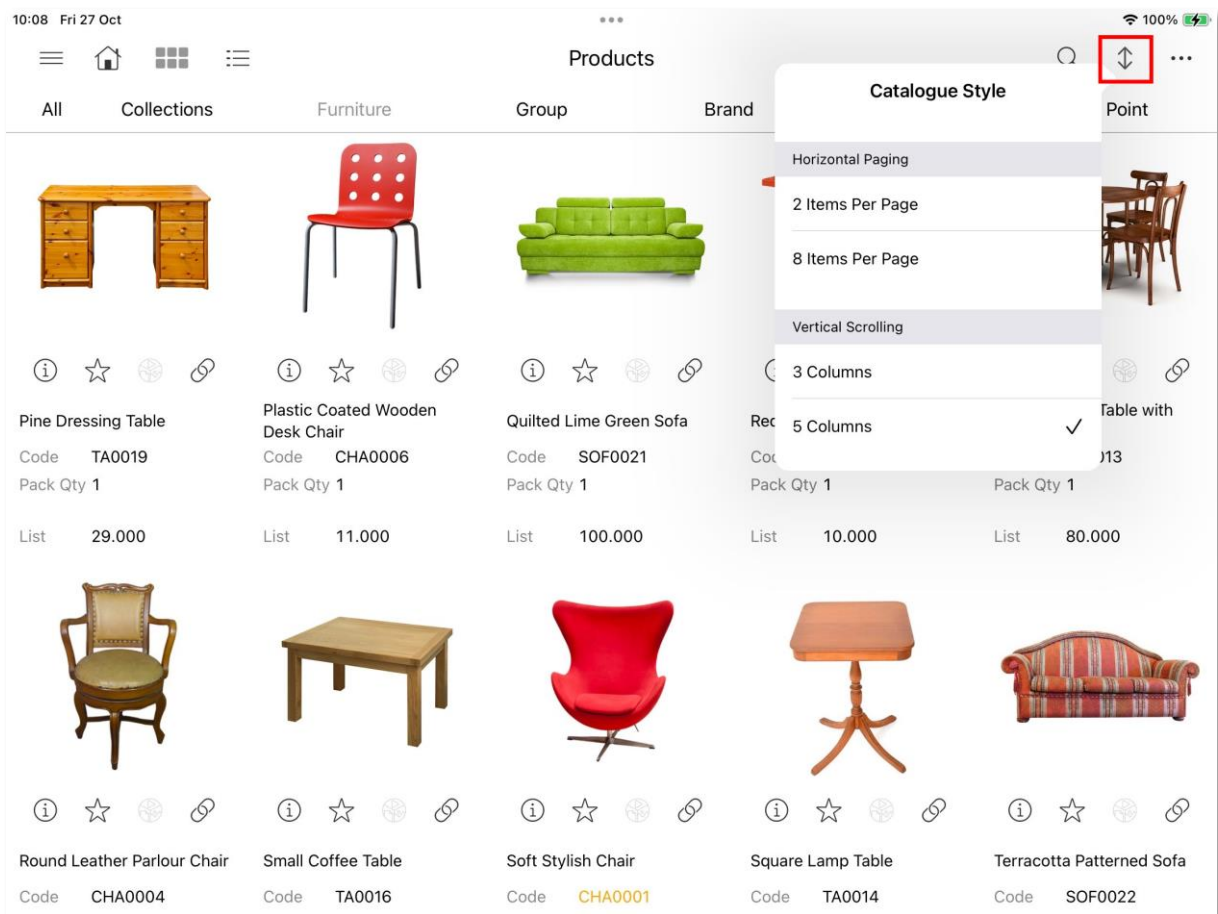
Table of Contents

1	Updates	3
1.1	Catalogue Style button to switch between views	3
1.2	Product List enhancements to replace the Catalogue's vertical details view	4
1.3	New functionalities added to the Sync History screen	5
1.4	Improvements to Activities	6
1.5	Ability to share images from a presentation screen's slideshow	7
1.6	Other Improvements	8
1.7	Bug Fixes	8
2	Update history	9
3	Before you upgrade	10
3.1	Note to PixSell 3 administrators	10
3.2	Testing advice & best practice	10
3.3	Contacting Aspin Management Systems	10

1 UPDATES

1.1 Catalogue Style button to switch between views

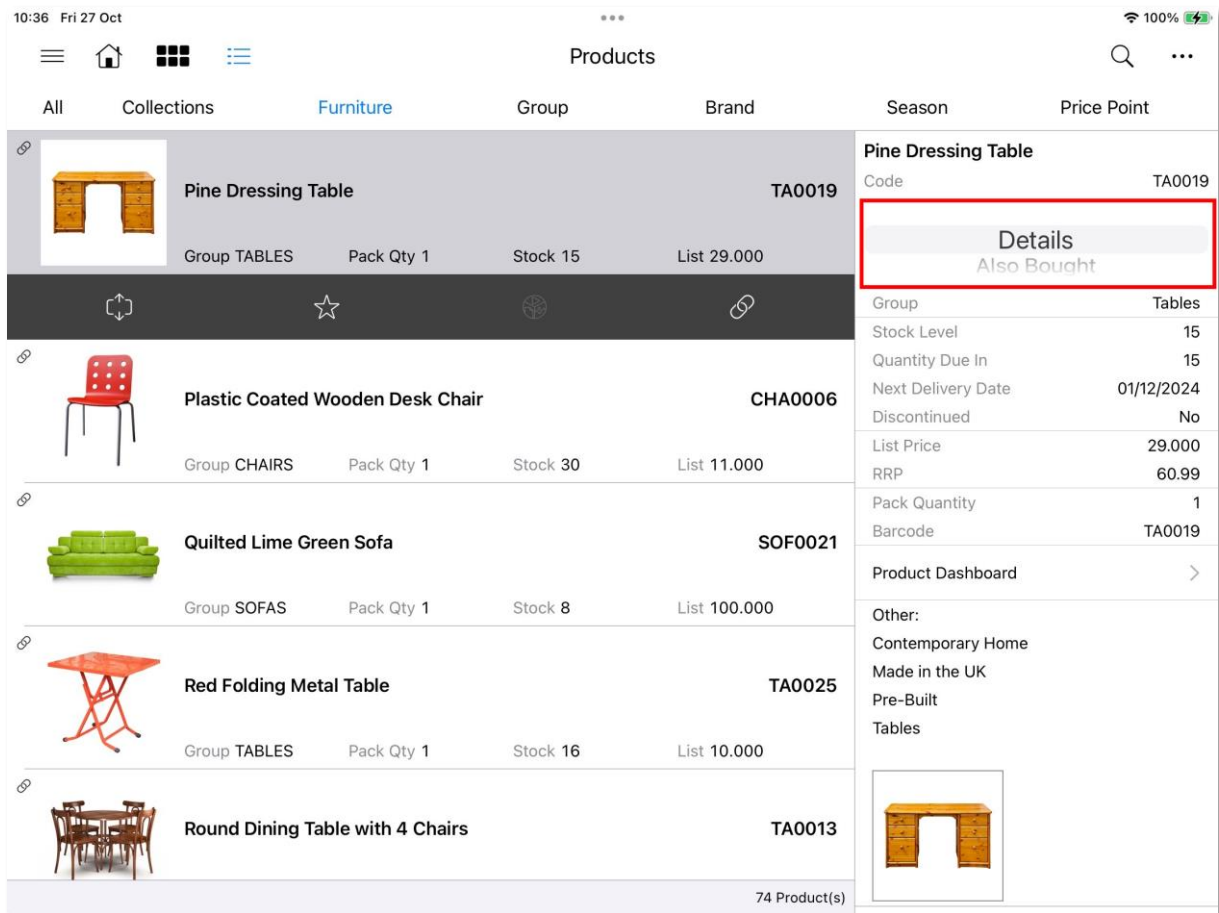
The Catalogue has a new arrow button to switch between the various horizontal and vertical views available on iPad. These options will no longer be in the Action menu, but the user will be notified of the new button via a pop-up message the first 3 times the Catalogue is accessed. If you're currently in a vertical view the arrows will be up and down, and if you're currently in a horizontal view they'll be left and right. This release brings back the 2 items per page horizontal view, and the 3 columns vertical view. The vertical details view has been removed (more about this in the next section).



Description	Comment
Type	New feature
Other data	No additional data required
Deployment	This is available to everyone

1.2 Product List enhancements to replace the Catalogue's vertical details view

As per the previous section, we've now removed the Catalogue's vertical details view, as it was almost identical to the Product List. The only feature that was missing from the Product List compared to that view was the ability to switch between the product Details, Also Bought, Linked, Transaction, and Tagged products. These have now been added to the top of the side panel, in a picker that scrolls vertically.

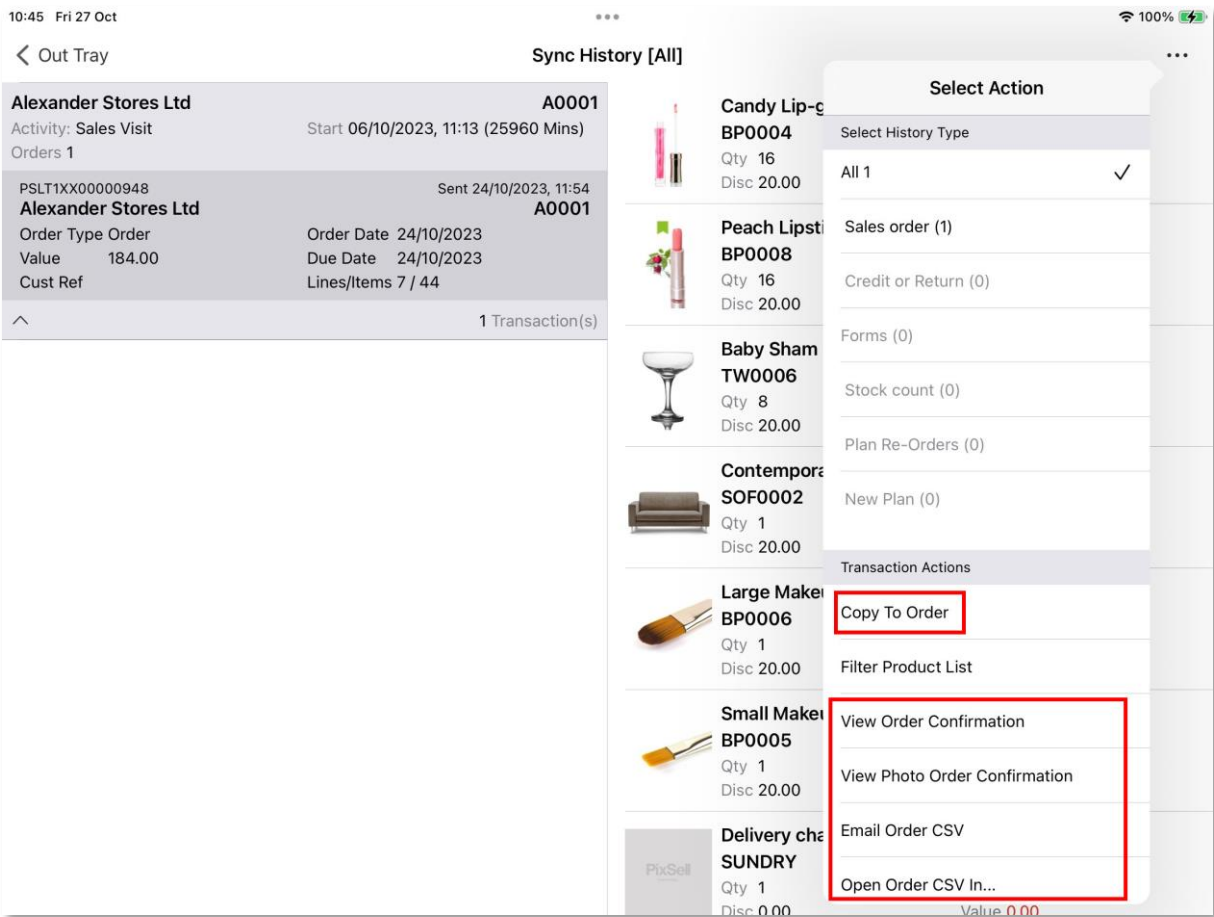


Description	Comment
Type	Enhancement
Other data	No additional data required
Deployment	This is available to everyone

1.3 New functionalities added to the Sync History screen

When pressing 'Show Sync History' from the Out Tray's menu to see your recently synced transactions, if you select a transaction you will have new 'Transaction Actions' available:

- If you have an open order, you can now copy the lines from your synced transaction into your current order. You will have the choice to apply or not any manual pricing. Note that any items added at the end of the order as part of a promotion will not be copied.
- You can also generate PDF and CSV confirmation documents for your synced transactions, which will be useful if you've just sent an order and forgot to issue a confirmation, and don't want to wait for it to come back to the customer's order history.



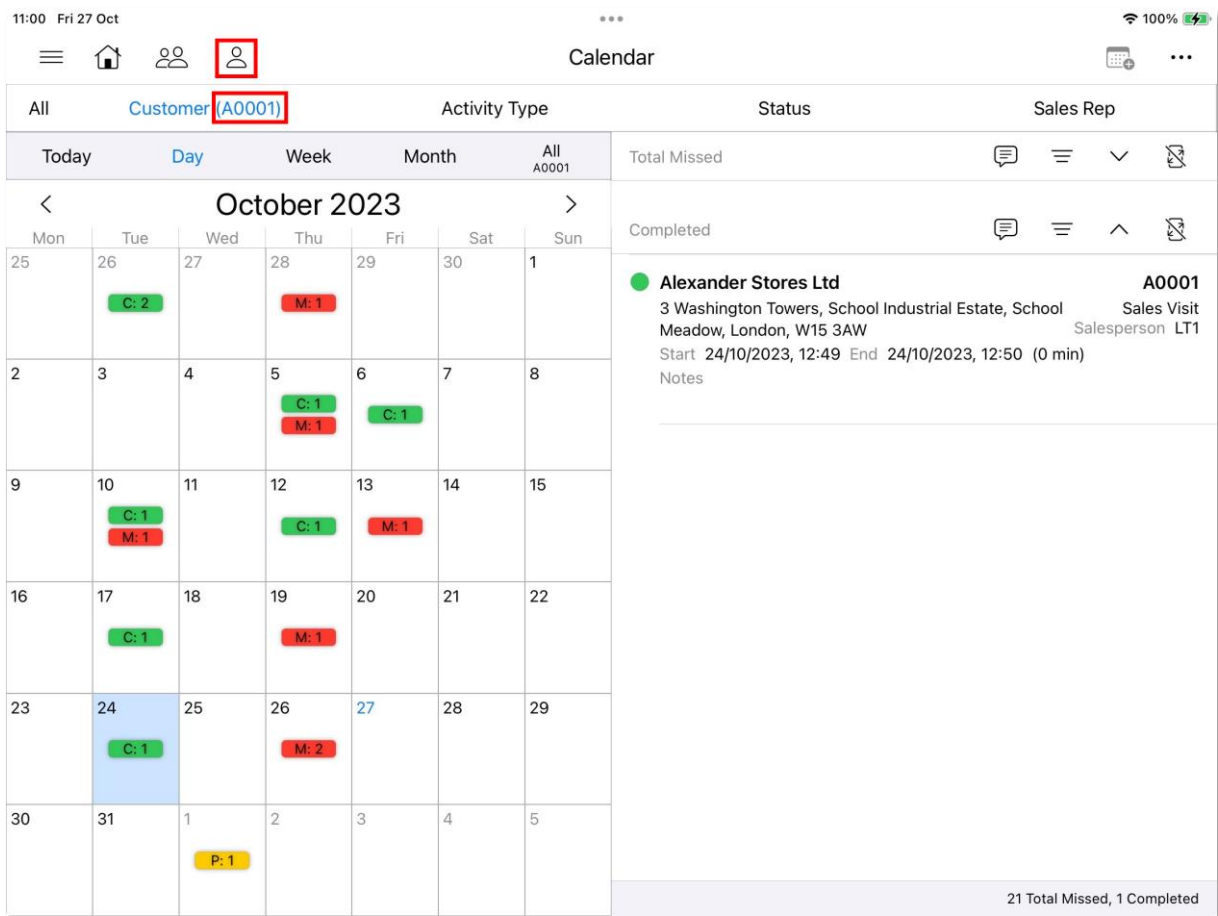
Description	Comment
Type	New features
Other data	No additional data required
Deployment	This is available to everyone



1.4 Improvements to Activities

We've made some improvements to Activities, including:

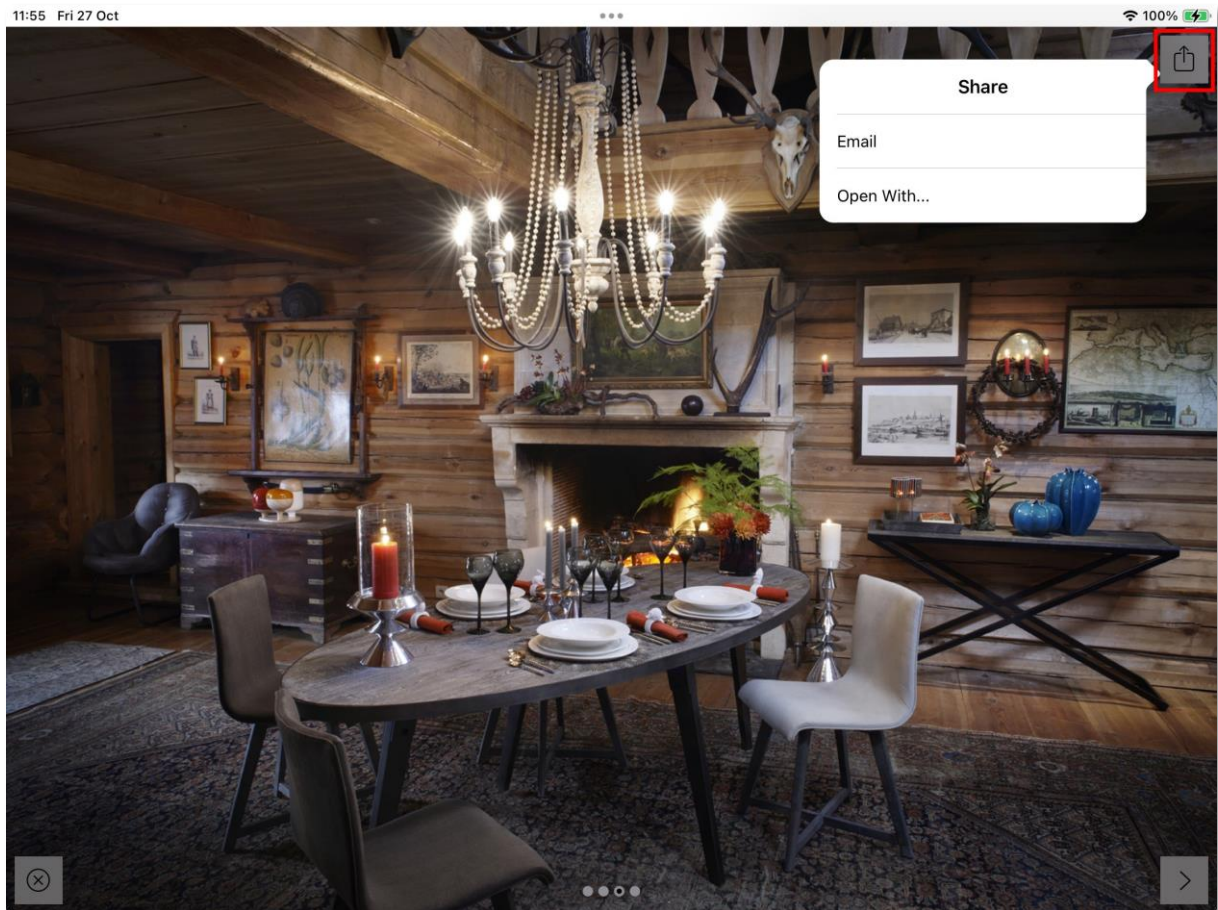
- A new button on the Calendar screen, which if you have a customer selected (Customer filter in blue), will direct you to the customer's dashboard.
- The current customer's account number will be shown in brackets in the Customer filter's title.
- Ability to define different Activity fields when you plan the Activity, and when you actually start the Activity. This may for example be useful if you want to have a mandatory field before the activity is closed, but the field isn't yet relevant at the time of planning.



Description	Comment
Type	New features
Other data	No additional data required
Deployment	This is available to everyone using the Activities module

1.5 Ability to share images from a presentation screen's slideshow

When viewing a full screen image slideshow from a presentation screen tile, a new Share button is available in the top right corner of the screen so you can email the current image or open it with another app (AirDrop, Teams, etc).



Description	Comment
Type	New feature
Other data	No additional data required
Deployment	This is available to everyone

1.6 Other Improvements

- When viewing the 'Current Order' Collection in the Catalogue, the items will now be in the order they were added to the basket.
- Customer Activities from the Customer Dashboard now show in reverse date order, except for planned Activities which are in normal date order.
- If a user experiences repeated crashes (at least 3), they will now be asked if they want to send us an abridged diagnostic analysis package, to allow our developers to understand the reason behind those crashes and therefore resolve them.

1.7 Bug Fixes

- A crash could happen when doing a customer search after tapping the 'Start Activity' button then dismissing it.
- Some action menus auto-scrolled to a selected entry, meaning some options at the top of the menus could be missed. Auto-scrolling selection lists now only happens in the filters for the Catalogue.
- After deleting an Activity in the Calendar, when returning to the Customer screen, the buttons were showing for another customer than the one selected.
- The plan re-order line details next to the keypad were showing some debug information relating to price origin and matrix price sequence.
- Removed potential duplicates when viewing the 'Last Ordered' Collection in the Catalogue.
- The 'Current Order' Collection in the Catalogue could list promotion products no longer on the order if a completed order was being edited again.
- Delivery addresses could become blank when scrolling through the customer list when showing all sub accounts.
- When expanding a long list of delivery addresses in the Customer screen, you were being scrolled to the bottom of the list, meaning the main customer account was out of view.
- If PixSell is terminated whilst a form was being filled in, it will now be brought back when the app is restored.
- When requesting Catalogue PDFs, occasionally a message would show saying no response could be obtained from SkooCloud.

2 UPDATE HISTORY

Summary of features and changes included in recent PixSell 3 releases:

Version	Release date	Summary
3.29	September 2023	Bug fixes and maintenance.
3.28	September 2023	-'Return To Top' option in the Catalogue and Product List -Enhancements to the planning of multiple Activities -Other Improvements -Bug Fixes
3.27	August 2023	-'Exact Match' searches -Copying and pasting the current Transaction Reference -Formatting of HTML attributes from the SkooCloud PIM -Other Improvements -Bug Fixes
3.26	July 2023	-The catalogue filter menus will now auto-scroll to the currently selected single filter -Activities with only deleted transactions can now be deleted again, with a message explaining the transactions will be destroyed -Support of international tax schemes (e.g. Eco-Tax) -Other Improvements -Bug Fixes
3.25	June 2023	Bug fixes and maintenance.
3.24	June 2023	-New Promotion types -OCR for Fast Lines -'Tell me more' section -Other Improvements -Bug Fixes
3.23	May 2023	-Restore previously deleted transactions -Edit the number of top customers shown from the quick filters -Request a transaction's product images via email from the order/sales history -Show a delivery address line on the concurrent order tabs -Email a CSV at the same time as the PDF confirmation -Previous activities' notes can now easily be viewed in full and shared -Other Improvements -Bug Fixes

3 BEFORE YOU UPGRADE

3.1 Note to PixSell 3 administrators

Whilst we make every effort to thoroughly test each new release, there is always scope that upgrading without testing may have an adverse impact on your business processes.

Our advice is that you review this version before instructing users to upgrade. This will ensure minimal interruption to your PixSell 3 services.

3.2 Testing advice & best practice

- i) Please disable the automatic update of Apps from the App Store on all devices using the PixSell 3 application in a live environment.
- ii) We would recommend that any new release is thoroughly tested before rolling out all devices by processing examples transactions that confirm to your most common workflows – for example:

Upgrade a single device and process a transaction that applies:

- Line discounts
- Order discounts
- Suggested orders
- Duplicate orders
- Promotions
- Multi-language/Multi-currency variants
- Planned re-orders and In-store counts

If you have any queries, or require any further information, please contact Aspin support.

3.3 Contacting Aspin Management Systems

United Kingdom sales information

sales@aspin.co.uk

Australia and New Zealand sales information

info@aspin.com.au

Technical Information and support

support@aspin.co.uk

By phone (UK) +44 (0)1794 500200

By phone (Australia) +61 (0)7 3297 7425

Service Desk (UK) +44 (0)1794 500205