

# PixSell 3

iPad & iPhone product catalogue  
and sales order app



---

## What's new in version 3.36





---

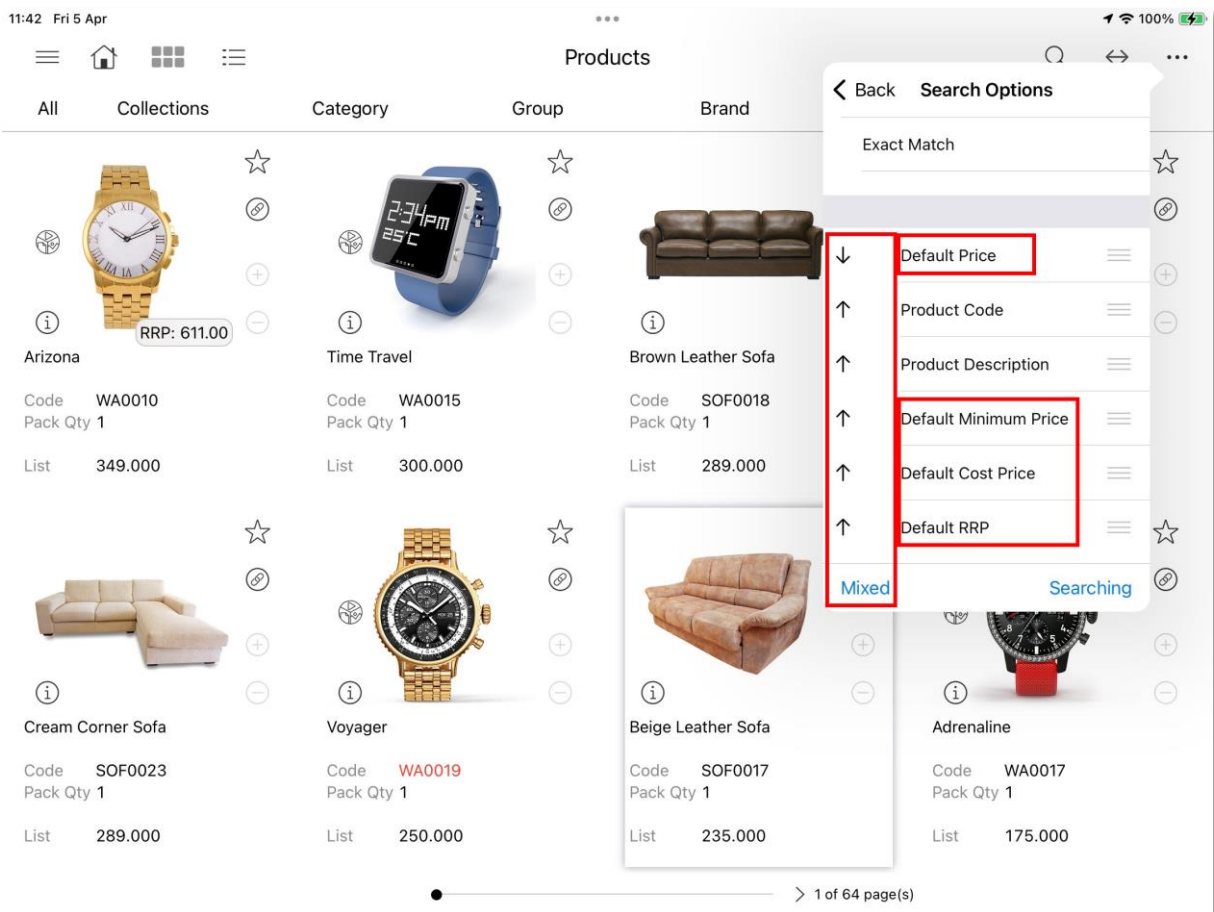
## Table of Contents

1	Updates.....	3
1.1	New catalogue sorting options .....	3
1.2	Apply a quantity override to multiple lines when managing transaction lines .....	4
1.3	Plan multiple activities from the customer screen's action menu .....	5
1.4	Green coloured toggles for 'Yes' answers in forms .....	6
1.5	Improved user interface for Also Bought and Linked Products .....	7
1.6	Other Improvements .....	8
1.7	Bug Fixes .....	8
2	Update history.....	9
3	Before you upgrade .....	10
3.1	Note to PixSell 3 administrators .....	10
3.2	Testing advice & best practice .....	10
3.3	Contacting Aspin Management Systems.....	10

# 1 UPDATES

## 1.1 New catalogue sorting options

Four new fields are now available in the catalogue sorting options: Default RRP, Default Price, Default Minimum Price, and Default Cost Price. The sorting can now also be in mixed mode, which means some of the fields can be in ascending order and others in descending order, rather than all the fields being either ascending or descending. An up or down arrow has been added to the left of each field to indicate this, and it can be tapped to reverse the order. As per before you can long press the 3 bars to the right of a field and drag it to the top to sort by that field first.

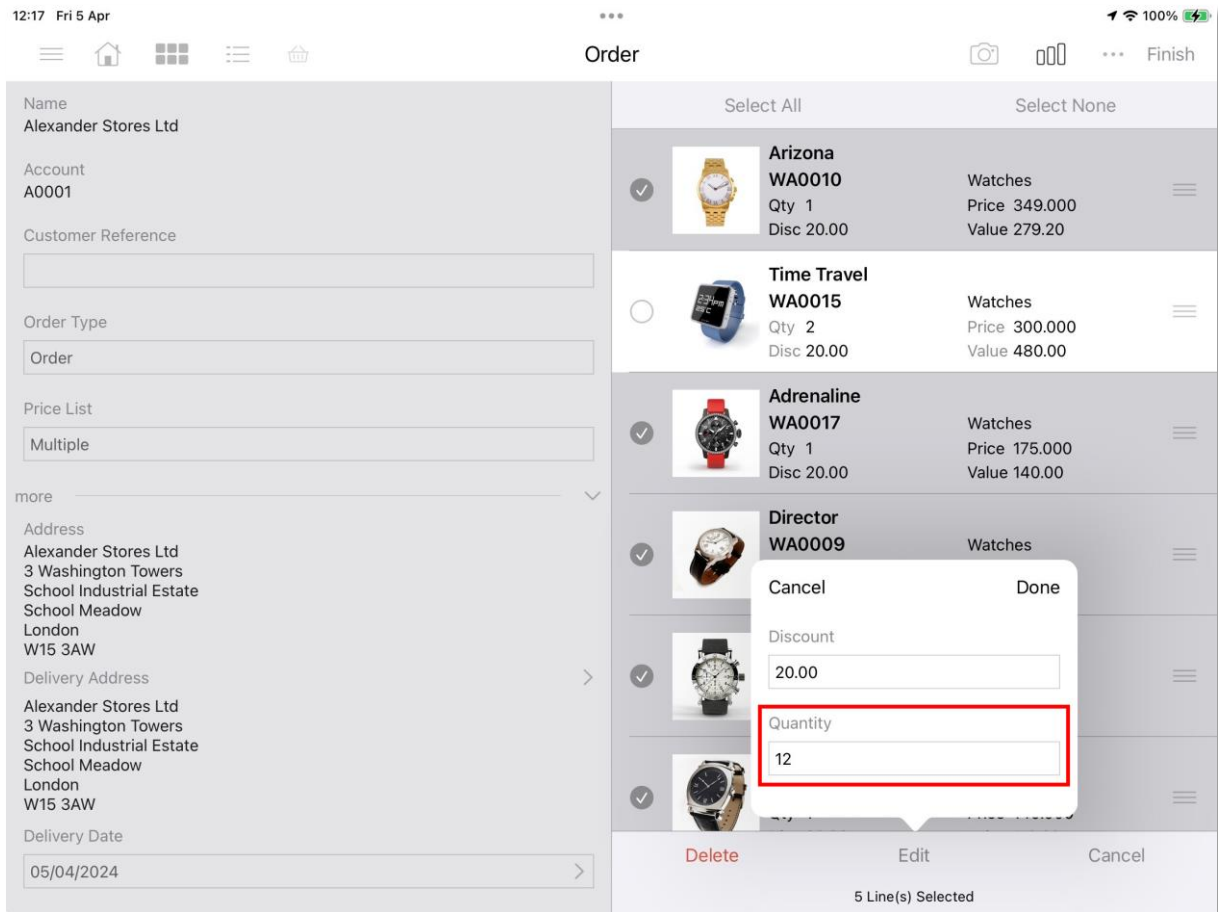


Description	Comment
Type	New feature
Other data	May require sending of additional data if not already sending it (e.g. 'RRP')
Deployment	Depending on your current configuration, you may need to contact the Aspin Service Desk to see those fields in your sorting options

## 1.2 Apply a quantity override to multiple lines when managing transaction lines

A Quantity field can now be added to the transaction lines management options. This can be used to override the chosen quantity on multiple lines at once. If for any reason the bulk changes fail for some products, a screen will appear showing which product quantities haven't been changed and why.

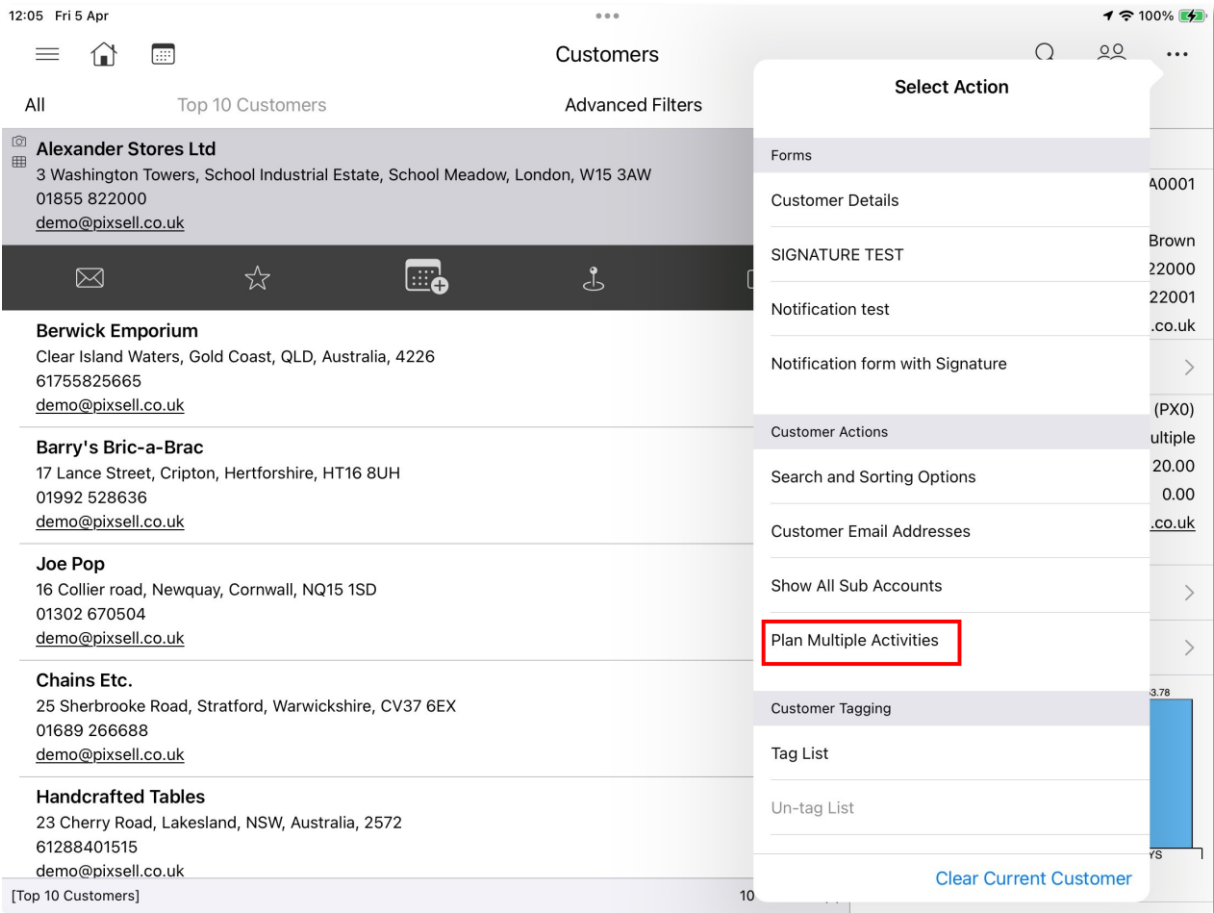
This new feature may be useful when using Fast Lines. For instance you may import multiple product codes, then, once in the Basket, want to apply a quantity of 12 to each item.



Description	Comment
Type	New feature
Other data	No new data required
Deployment	Please contact the Aspin Service Desk if you would like this feature added to your configuration

### 1.3 Plan multiple activities from the customer screen's action menu

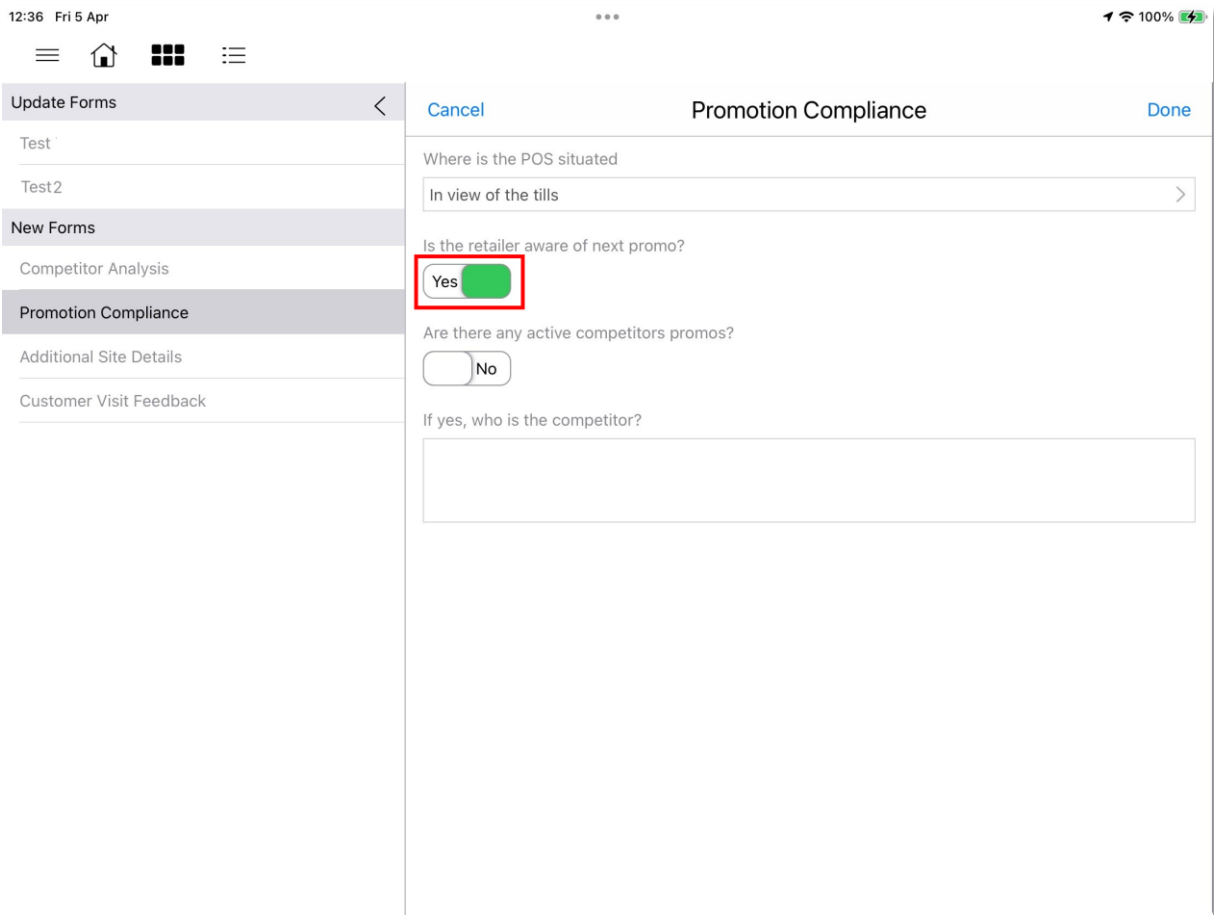
When a customer is selected, planning of multiple activities from a filtered list of customers can now be accessed from the customer's screen action menu to make it easier to find. The screen now also features an ⓘ button that displays information on how to use this feature.



Description	Comment
Type	Improvement
Other data	No new data required
Deployment	This is available to everyone who is using the Activities module

### 1.4 Green coloured toggles for 'Yes' answers in forms

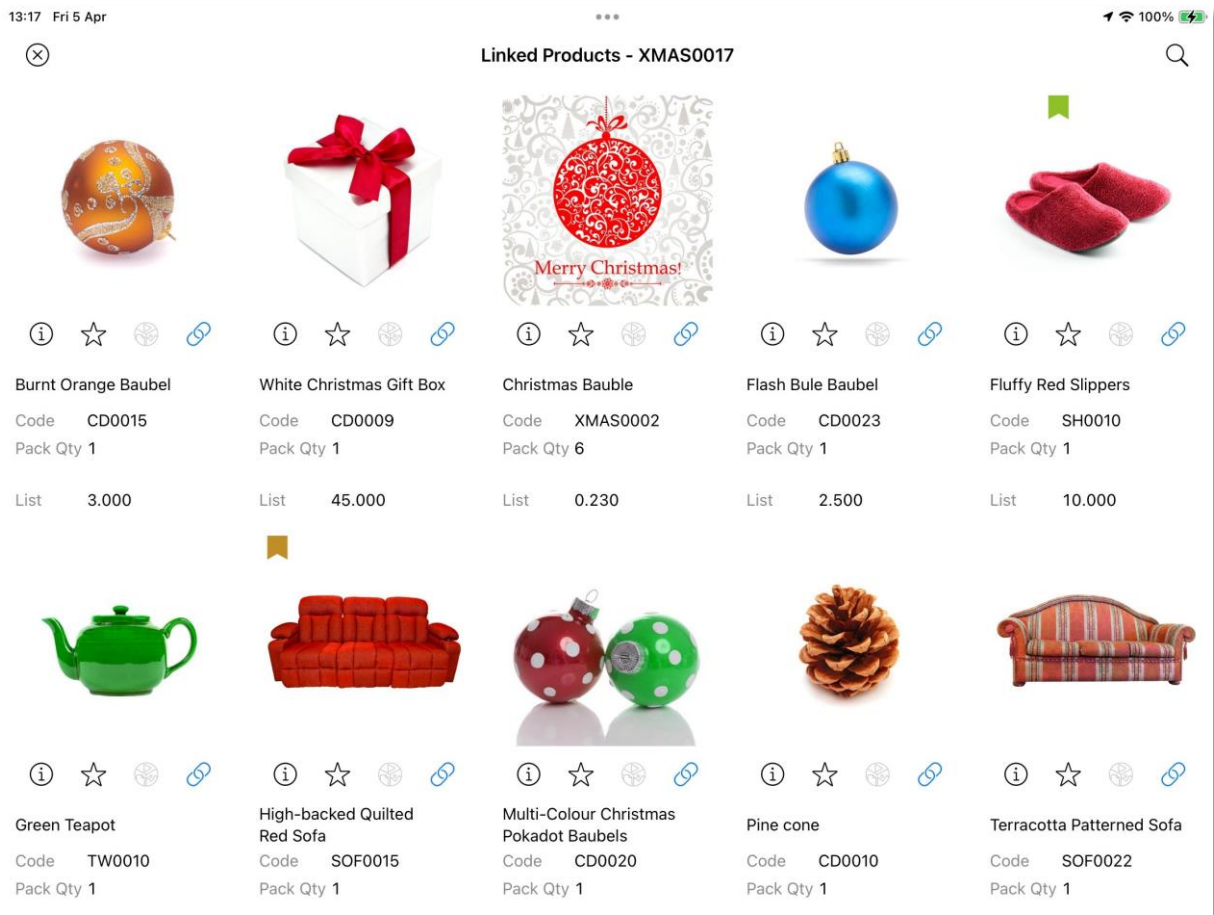
When filling in forms, it was sometimes not obvious at first glance which answers were 'Yes' or 'No'. To make it clearer, 'Yes' answers now show with a green toggle to differentiate them from the white toggle of 'No' answers.



Description	Comment
Type	Improvement
Other data	No new data required
Deployment	This is available to everyone who is using the Forms module

### 1.5 Improved user interface for Also Bought and Linked Products

Also Bought and Linked Products will now show in full screen to make them easier to view and interact with. A search button is available in the top right corner to search only those products. To close and return to the Catalogue, simply use the cross on the top left corner.



Description	Comment
Type	Improvement
Other data	No new data required if already sending linked products
Deployment	This is available to everyone who is using this feature

---

## 1.6 Other Improvements

- When viewing a list of orders or invoices in order or sales history screens, where dates are the same, the sorting will then be by transaction number to make it consistent as transaction numbers are usually incremental. Note that in the main territory Dashboard, it will sort by account name first as well.
- You can now have up to 10 companies in PixSell simultaneously instead of 5 before, which may be useful for agents.
- Ability to have longer price and discount matrix sequences.
- Various stability and performance improvements.

## 1.7 Bug Fixes

- The carrying onwards of any quantities identified in Fast Lines into Credits or Counts was missing.
- On a handful of devices, the sound of videos could sometimes carry on after the video playback was stopped.
- Request of Catalogue PDF and Images has now been limited to 500 products to match the SkooCloud limit.
- The 'Out of Stock and Barcode Warning Sound' option in the PixSell app settings was no longer working, meaning no sounds could be heard.
- 'Showroom Order Mode' which allows a rep to lock the app on the order screen could be bypassed in certain circumstances.



## 2 UPDATE HISTORY

Summary of features and changes included in recent PixSell 3 releases:

Version	Release date	Summary
3.35	February 2024	<ul style="list-style-type: none"> <li>-Enhancements to the 'Customer Email Addresses' screen</li> <li>-Ability to transfer order lines from one device to another</li> <li>-Option to disable the download of media assets</li> <li>-Improvements to Quick Orders</li> <li>-Re-design of the Activity planning page to make it clearer</li> <li>-Report filters refinements</li> <li>-New buttons for the Forms module</li> <li>-Email addresses in the list of customers can now be tapped directly</li> <li>-Other Improvements</li> <li>-Bug Fixes</li> </ul>
3.34	January 2024	Bug fixes and maintenance.
3.33	December 2023	Bug fixes and maintenance.
3.32	December 2023	<ul style="list-style-type: none"> <li>-Out Tray button to access the Sync History screen</li> <li>-Ability to locally store and use additional email addresses for customers</li> <li>-'Never Ordered' and 'First Order Pending' collections</li> <li>-Use of Alternate Minimum Multiple (alternate pack size) in the PixSell keypad</li> <li>-Product Details can now be accessed from the Link button</li> <li>-Updated look for the Dashboard's Territory Summary</li> <li>-Other Improvements</li> <li>-Bug Fixes</li> </ul>
3.31	November 2023	Bug fixes and maintenance.
3.30	October 2023	<ul style="list-style-type: none"> <li>-Catalogue Style button to switch between views</li> <li>-Product List enhancements to replace the Catalogue's vertical details view</li> <li>-New functionalities added to the Sync History screen</li> <li>-Improvements to Activities</li> <li>-Ability to share images from a presentation screen's slideshow</li> <li>-Other Improvements</li> <li>-Bug Fixes</li> </ul>
3.29	September 2023	Bug fixes and maintenance.
3.28	September 2023	<ul style="list-style-type: none"> <li>-'Return To Top' option in the Catalogue and Product List</li> <li>-Enhancements to the planning of multiple Activities</li> <li>-Other Improvements</li> <li>-Bug Fixes</li> </ul>

## 3 BEFORE YOU UPGRADE

### 3.1 Note to PixSell 3 administrators

Whilst we make every effort to thoroughly test each new release, there is always scope that upgrading without testing may have an adverse impact on your business processes.

Our advice is that you review this version before instructing users to upgrade. This will ensure minimal interruption to your PixSell 3 services.

### 3.2 Testing advice & best practice

- i) Please disable the automatic update of Apps from the App Store on all devices using the PixSell 3 application in a live environment.
- ii) We would recommend that any new release is thoroughly tested before rolling out all devices by processing examples transactions that confirm to your most common workflows – for example:

Upgrade a single device and process a transaction that applies:

- Line discounts
- Order discounts
- Suggested orders
- Duplicate orders
- Promotions
- Multi-language/Multi-currency variants
- Planned re-orders and In-store counts

If you have any queries, or require any further information, please contact Aspin support.

### 3.3 Contacting Aspin Management Systems

United Kingdom sales information

[sales@aspin.co.uk](mailto:sales@aspin.co.uk)

Australia and New Zealand sales information

[info@aspin.com.au](mailto:info@aspin.com.au)

Technical Information and support

[support@aspin.co.uk](mailto:support@aspin.co.uk)

By phone (UK) +44 (0)1794 500200

By phone (Australia) +61 (0)7 3297 7425

Service Desk (UK) +44 (0)1794 500205