

PixSell 3

iPad & iPhone product catalogue
and sales order app



What's new in version 3.51





Table of Contents

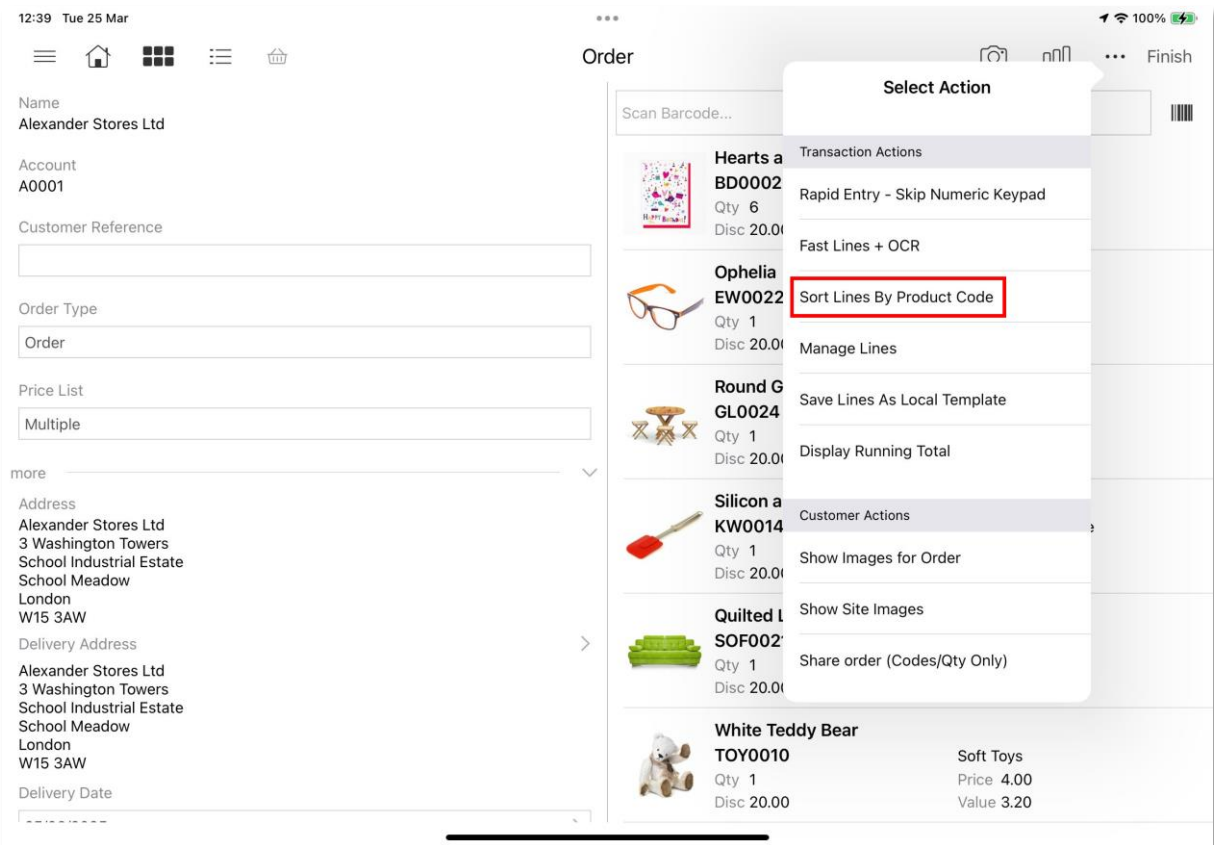
1	Updates	3
1.1	Ability to sort transactions by product code	3
1.2	Record contact information on activities	4
1.3	Copy and paste undetected or invalid product codes from Fast Lines	5
1.4	Details about outstanding items in the Customer Order History report	6
1.5	Other Improvements	7
1.6	Bug Fixes	7
2	Update history	8
3	Before you upgrade	9
3.1	Why upgrade?	9
3.2	Supported devices	9
3.3	Testing advice for PixSell 3 administrators	9
4	Contacting Aspin Management Systems	10

1 UPDATES

1.1 Ability to sort transactions by product code

The Action menu for orders and quotes contains a new option to sort the lines by product code. This only applies to the lines currently in the basket at the time the option is pressed: any more lines added thereafter will appear at the end in the usual way. A further sort could then be applied for these new lines.

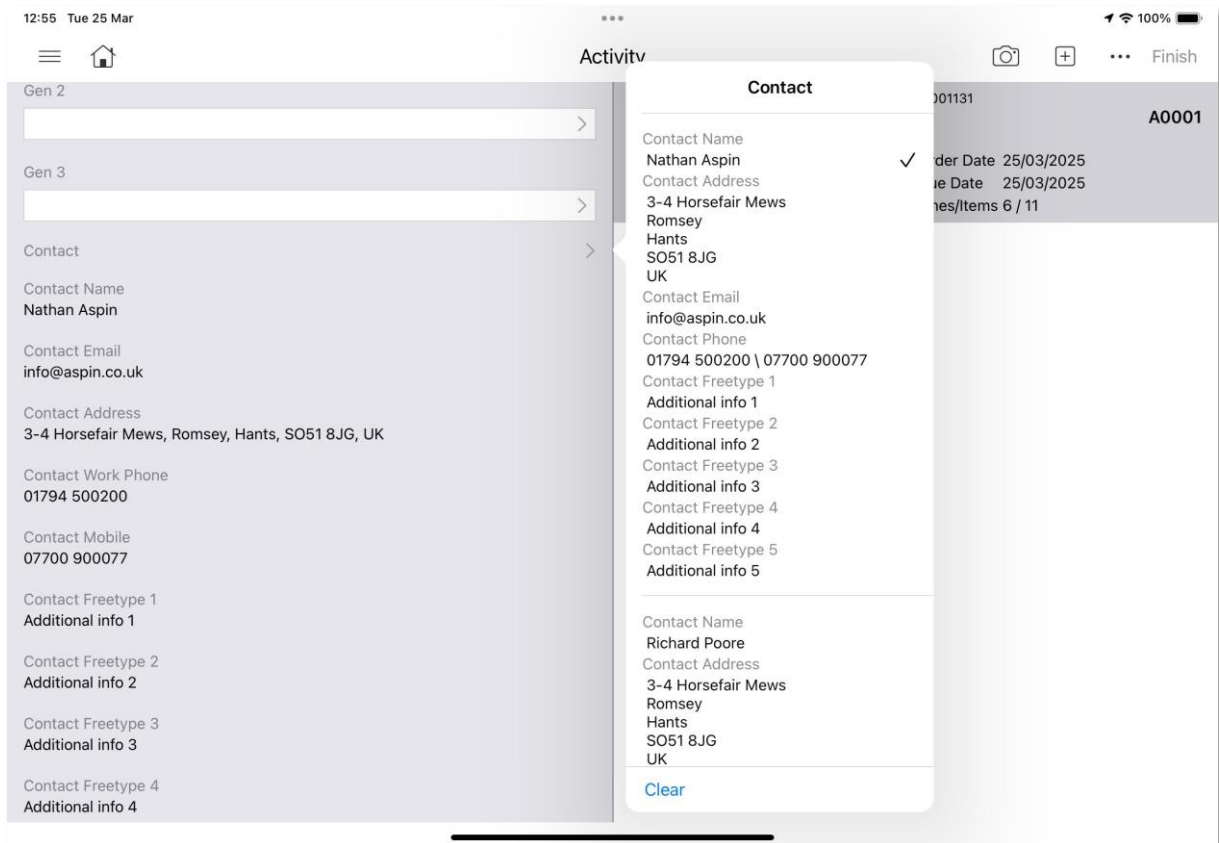
The change is permanent, and will carry through to order/quote confirmation documents as well as to the exported transactions out of PixSell.



Description	Comment
Type	New feature
Other data	No additional data required
Deployment	This is available to everyone

1.2 Record contact information on activities

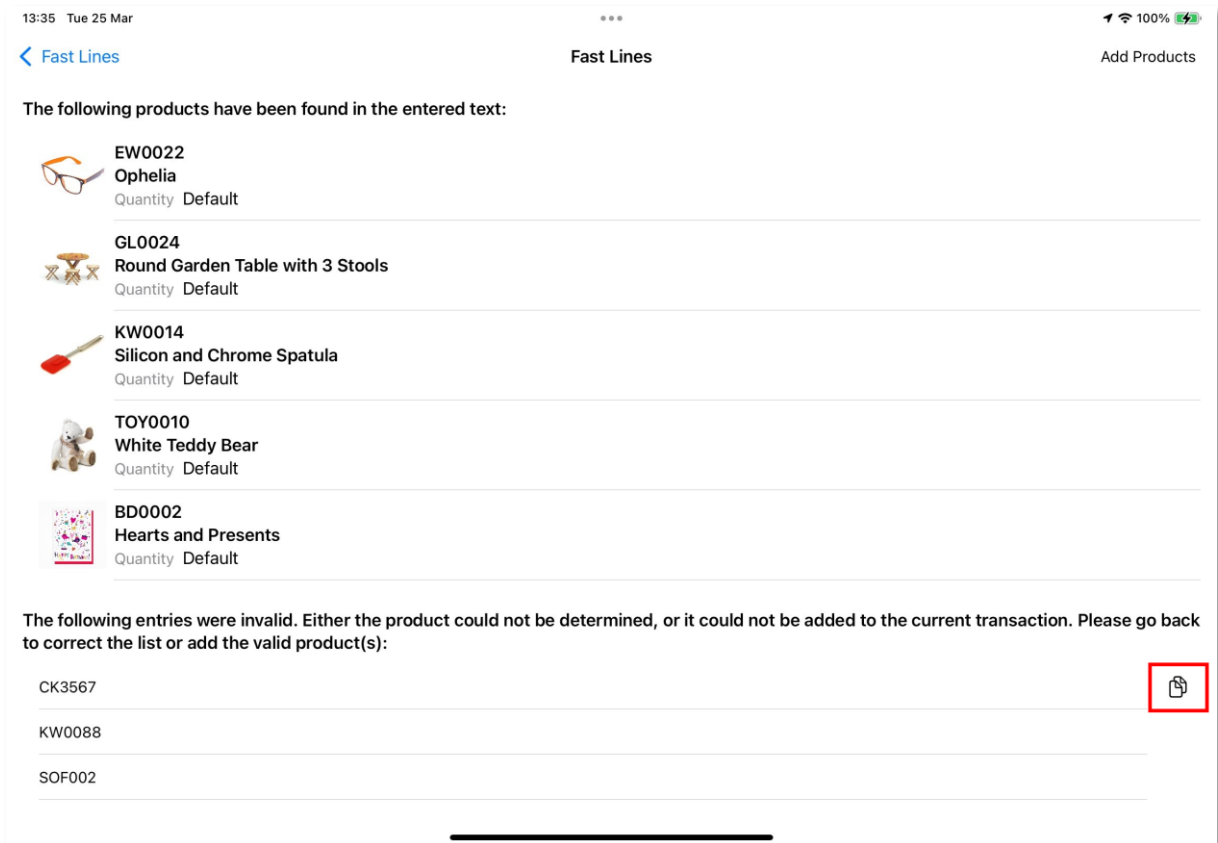
The Activity header can now be configured to select a contact. The contact information is supplied outside of PixSell, and can contain various fields (all the possible fields are shown in the screenshot below). If a contact is selected, it can carry through to any order or quote if applicable, and then its email address will be pre-populated when emailing the confirmation documents.



Description	Comment
Type	New feature
Other data	Requires contact data
Deployment	This is available to users of the Activity module, and would require a configuration change

1.3 Copy and paste undetected or invalid product codes from Fast Lines

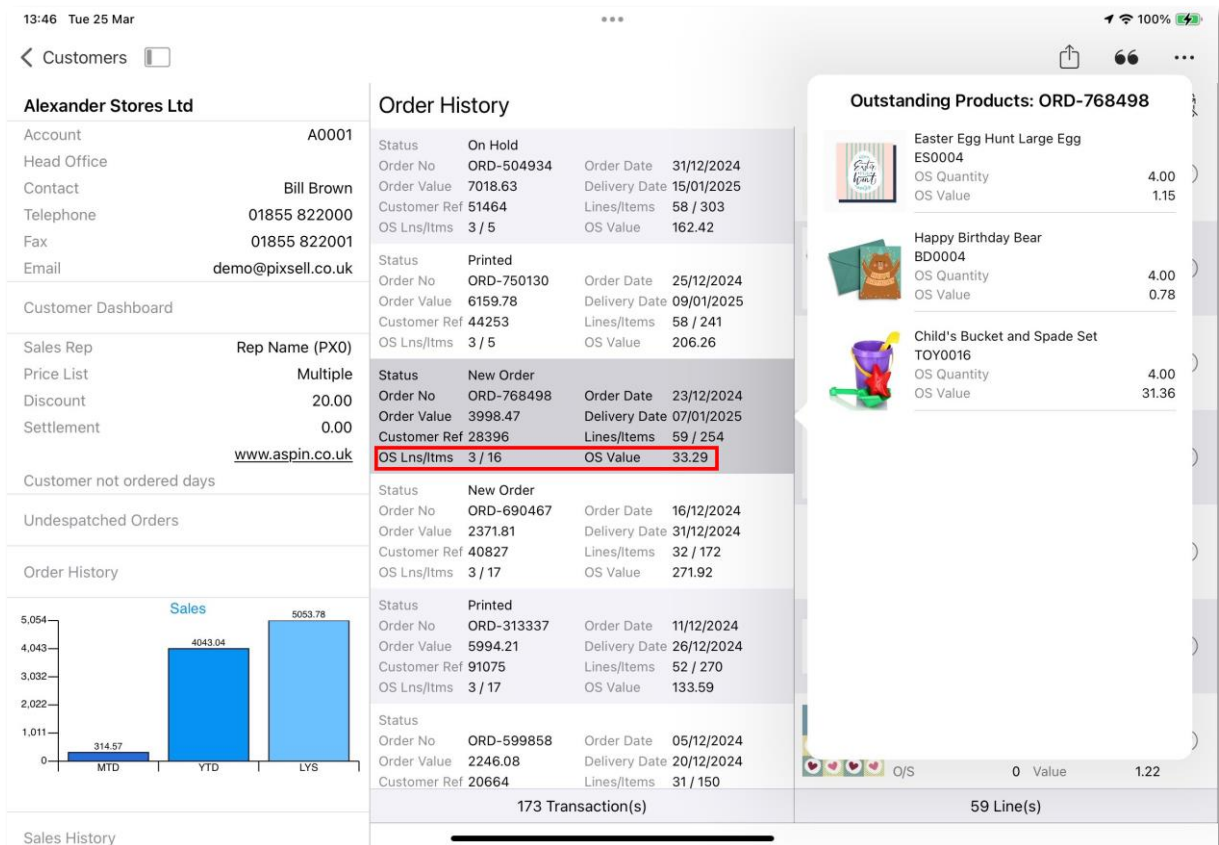
When the Fast Lines feature cannot find product codes, a new button will be presented to copy the undetected or invalid product codes so they can then be pasted somewhere else. An example use case would be pasting into Notepad, where the user can amend the product code(s), so they are correct, before copying and pasting back into Fast Lines, for processing.



Description	Comment
Type	New feature
Other data	No additional data required
Deployment	This is available to everyone

1.4 Details about outstanding items in the Customer Order History report

In the Customer Order History report, any order that is part-dispatched will show 2 additional fields: 'OS Lns/ltms' and 'OS Value'. In addition to this, when double-tapping the order, a pop-up screen will show details of the outstanding products on that order.



Description	Comment
Type	New feature
Other data	No additional data required
Deployment	This is available to everyone

1.5 Other Improvements

- PixSell 3.50 added an option to display the latest line value next to the running total of an order. This has now been added to quotes as well.
- Product images will now load faster, thanks to PixSell caching smaller thumbnail versions of the images where needed. If storage space is limited, in the app's settings you can disable this feature by using the "Use less storage space instead of faster image loading" option.
- When sharing orders between devices, a new alert will be shown to clarify to the user that the product codes and quantities have been successfully sent. This should avoid cases where a user might try to send them again thinking their colleagues haven't received anything, resulting in the colleague receiving the products more than once.
- Improved display of long activity type names, to make sure they always fit correctly on screen.

1.6 Bug Fixes

- When starting a planned activity from the calendar screen, the selection of the activity type could be bypassed. This will now be mandatory, in the same way as it was when starting an activity from the customer screen.
- When pressing 'Edit' in the company switcher, the red minus button to delete companies was missing, meaning they could only be deleted by swiping left. The other way to delete companies has now been restored.
- Orders could be discounted by more than 100%. The order header discount field is now limited to a maximum discount of 99.99%. Line discounts are still limited to 100% as before.
- Fixed an issue that in extremely rare cases could cause an order number to be duplicated.
- Presentation screen tiles configured to redirect to a URL containing certain characters like # were not working correctly. We have now written a full encoding function for string to URL code so that any URL should now correctly display the intended website link.
- Addressed the Plan Re-Order information summary appearing on subsequent Sales Orders.
- Removed the 'i' button under transactions on the Activity screen, as it had no function.

2 UPDATE HISTORY

Summary of features and changes included in recent PixSell 3 releases:

Version	Release date	Summary
3.50	February 2025	<ul style="list-style-type: none"> -Display only out-of-stock or unavailable products -Display the latest line value next to the running total of an order -Other Improvements -Bug Fixes
3.46, 3.47, 3.48, 3.49	December 2024	<ul style="list-style-type: none"> -Transactions Report in the Territory Dashboard -Delivery Address Filtering for Customer Order History -Bug Fixes
3.44, 3.45	November 2024	<ul style="list-style-type: none"> -Ability to associate photos to forms -Other Improvements -Bug Fixes
3.43	October 2024	Simple catalogue badging functionality re-instated.
3.42	September 2024	<ul style="list-style-type: none"> -Delivery date on simultaneous order tabs -Held orders warning -Valuation for Plan Re-Orders -Other Improvements -Bug Fixes
3.40, 3.41	August 2024	<ul style="list-style-type: none"> -'Request Catalogue PDF' feature available in more places -Other Improvements -Bug Fixes
3.39	June 2024	<ul style="list-style-type: none"> -New options in the customers' Advanced Filters for invoices and credits -Information text shown beneath the transaction Signature Capture box -Other improvements and Bug fixes
3.38	May 2024	<ul style="list-style-type: none"> -The User Interface (UI) for the Activities module is updated for all users -Delivery addresses on the order header can now be searched -The stability and performance of PixSell has been improved
3.36, 3.37	April 2024	<ul style="list-style-type: none"> -New catalogue sorting options -Apply a quantity override to multiple lines when managing transaction lines -Plan multiple activities from the customer screen's action menu -Green coloured toggles for 'Yes' answers in forms -Improved user interface for Also Bought and Linked Products -Other Improvements -Bug Fixes

3 BEFORE YOU UPGRADE

3.1 Why upgrade?

Keeping PixSell up-to-date is crucial for several reasons:

- Our updates often include important security patches that protect against new vulnerabilities and threats. By staying current, the risk of malware, hacking, or data breaches is reduced.
- PixSell updates typically introduce new features, improvements, and bug fixes that enhance usability and performance. Outdated versions of PixSell may experience compatibility issues with newer operating systems or devices, leading to crashes or malfunctions.
- Our developers frequently optimise apps for speed and efficiency through updates, ensuring a smoother and more enjoyable user experience.

Therefore, regularly updating mobile apps is essential for maintaining security, functionality, and overall user satisfaction.

3.2 Supported devices

PixSell 3 now requires iOS 17 or above. This allows us to take advantage of the latest features and security enhancements, ensuring a smoother and more reliable experience. If your device does not support iOS 17, you'll still be able to use older releases of PixSell 3 (up to version 3.50), but newer updates and features won't be available.

3.3 Testing advice for PixSell 3 administrators

Whilst we make every effort to thoroughly test each new release, there is always scope that upgrading without testing may have an adverse impact on your particular business processes. Our advice is therefore that you review this version before instructing users to upgrade. This will ensure minimal interruption to your PixSell 3 services.

As best practice, we therefore recommend that you disable the automatic update of apps from the App Store on all devices using the PixSell 3 application in a live environment, and that you ensure that any new release is thoroughly tested before rolling out all devices by processing example transactions that conform to your most common workflows.

For example, upgrade a single device and process a transaction that applies:

- Line and order discounts
- Promotions
- Multi-language/currency variants
- Planned re-orders, Credits, or In-store counts

4 CONTACTING ASPIN MANAGEMENT SYSTEMS

If you have any queries, or require any further information, please contact us using the following details:

- For United Kingdom general and sales information, email sales@aspin.co.uk or call **+44 (0)1794 500 200**
- For United Kingdom technical information and support, email our Service Desk at support@aspin.co.uk or call **+44 (0)1794 500 205**
- For all Australia and New Zealand queries, email info@aspin.com.au or call **+61 (0)7 3297 7425**