

PixSell 3

iPad & iPhone product catalogue
and sales order app



What's new in version 3.59



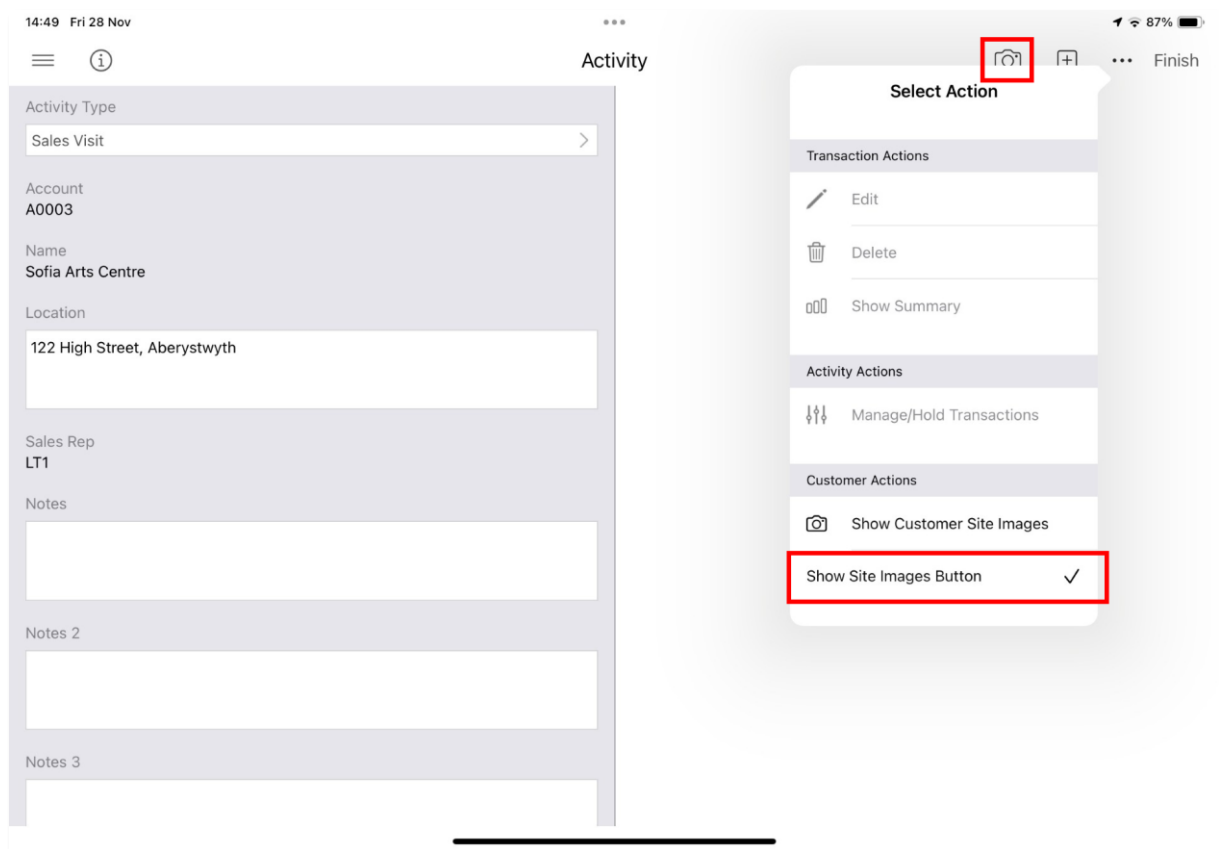
Table of Contents

1	Updates	3
1.1	Customer Site Images button on Activity screen	3
1.2	Copy an order's Tracking ID to the clipboard to paste onto courier's website.....	4
1.3	Icons for the main PixSell modules' menus	5
1.4	Other Improvements	6
1.5	Bug Fixes	6
2	Update history	7
3	Before you upgrade	8
3.1	Why upgrade?	8
3.2	Supported devices	8
3.3	Testing advice for PixSell 3 administrators	8
4	Contacting Aspin Management Systems	9

1 UPDATES

1.1 Customer Site Images button on Activity screen

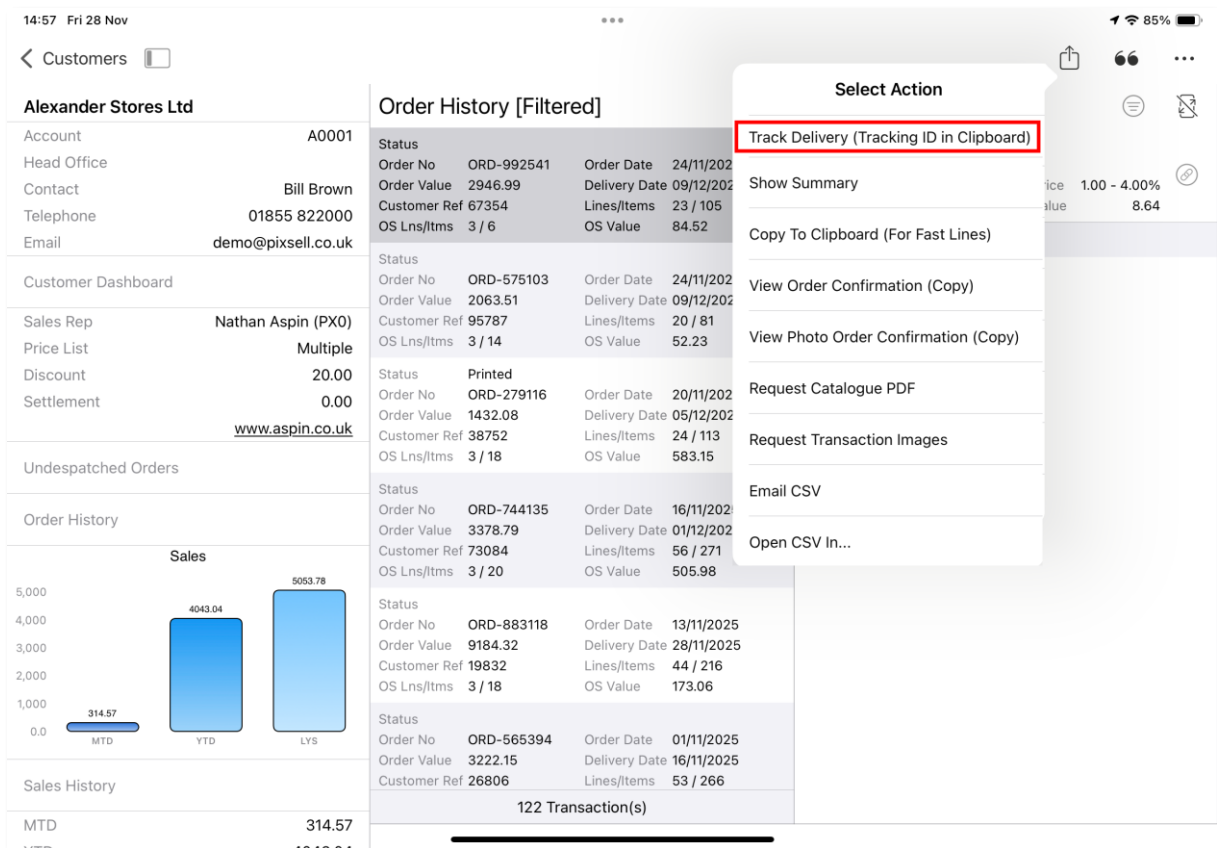
To streamline the look of PixSell in preparation for iOS 26, we had previously removed some buttons for actions that are available in the Action menu. By popular demand, we've now added an option to show the Customer Site Images button again on the Activity screen. Simply tap the new menu option to either show or hide the button.



Description	Comment
Type	Improvement
Other data	No new data required
Deployment	This is available to everyone

1.2 Copy an order's Tracking ID to the clipboard to paste onto courier's website

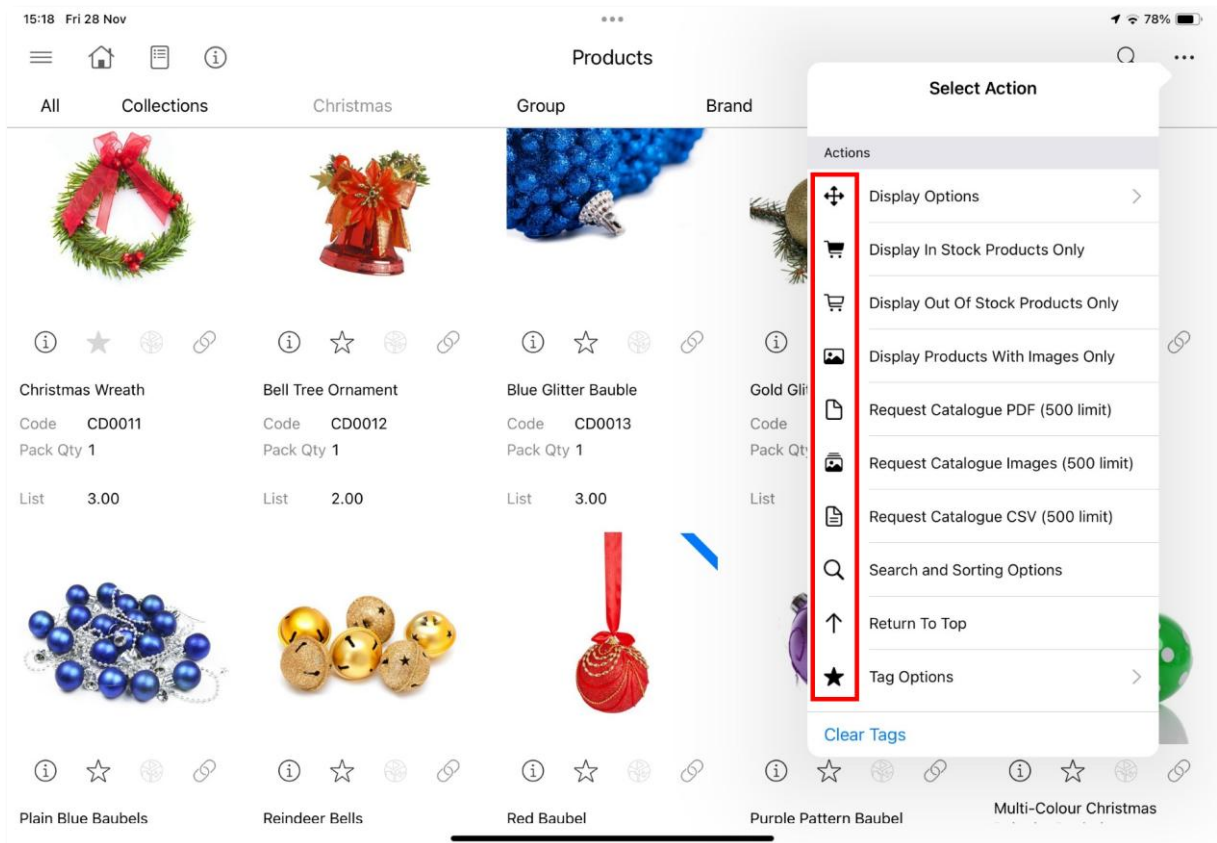
When supplied with tracking information for an order, we can usually provide a link to the courier's website where the Tracking ID is part of the URL, so you can track that specific delivery straight away. For websites where the Tracking ID isn't part of the URL, for example Royal Mail, a new Action menu option will show so you can copy the Tracking ID to the clipboard. Tapping this option will also open your browser and take you to the courier's main tracking page, where you can then paste the Tracking ID and track the delivery.



Description	Comment
Type	New Feature
Other data	This requires order tracking data
Deployment	This is available to everyone

1.3 Icons for the main PixSell modules' menus

We've added icons to a lot of menu options, to make them clearer and easier to find. This is for the menus of the Catalogue, Product List, Customers, Quotes, Calendar, Activity, Out Tray, and all transaction types.



Description	Comment
Type	Improvement
Other data	No new data required
Deployment	This is available to everyone

1.4 Other Improvements

- When scanning a new prospect, a Cancel button has been added so you can come out of the scanning process straight away.
- When playing sound effects like the out-of-stock warning, the sound will now play concurrently with any other audio, so for example it won't interrupt any music coming from another app.
- The 'Request Catalogue PDF' and 'Request Catalogue CSV' options have been added to the Quotes module for users of SkooCloud Plus.

1.5 Bug Fixes

- Fixed an issue that meant double-tapping a product when in vertical scrolling views showed the details of the first product.
- Resolved issues with re-ordering tagged customers and products.
- Scanning barcodes for whole collections to add them to an order in one go could sometimes cause PixSell to freeze.
- Quote confirmation documents were not showing for customers using multiple order types.
- PixSell could occasionally freeze when trying to press the 'Finish' button on a transaction after opening the menu.

2 UPDATE HISTORY

Summary of features and changes included in recent PixSell 3 releases:

Version	Release date	Summary
3.58	November 2025	-Changes to presentation screen slideshows -Show customer-specific data against pantry list products in all catalogue views -Other Improvements -Bug Fixes
3.57	October 2025	-Copy To Clipboard (For Fast Lines) -Other Improvements -Bug Fixes
3.56	October 2025	-Changes to the top navigation bar -Ability to request SkooCloud Catalogues from the Undespached report -Other Improvements -Bug Fixes
3.55	August 2025	Bug fixes and improvements.
3.54	July 2025	-Ability to request CSV exports from SkooCloud -Other Improvements -Bug Fixes
3.53	May 2025	-Charts re-design -Other Improvements -Bug Fixes
3.51, 3.52	April 2025	-Ability to sort transactions by product code -Record contact information on activities -Copy and paste undetected or invalid product codes from Fast Lines -Details about outstanding items in the Customer Order History report -Other Improvements -Bug Fixes
3.50	February 2025	-Display only out-of-stock or unavailable products -Display the latest line value next to the running total of an order -Other Improvements -Bug Fixes
3.46, 3.47, 3.48, 3.49	December 2024	-Transactions Report in the Territory Dashboard -Delivery Address Filtering for Customer Order History -Bug Fixes
3.44, 3.45	November 2024	-Ability to associate photos to forms -Other Improvements -Bug Fixes

3 BEFORE YOU UPGRADE

3.1 Why upgrade?

Keeping PixSell up-to-date is crucial for several reasons:

- Our updates often include important security patches that protect against new vulnerabilities and threats. By staying current, the risk of malware, hacking, or data breaches is reduced.
- PixSell updates typically introduce new features, improvements, and bug fixes that enhance usability and performance. Outdated versions of PixSell may experience compatibility issues with newer operating systems or devices, leading to crashes or malfunctions.
- Our developers frequently optimise apps for speed and efficiency through updates, ensuring a smoother and more enjoyable user experience.

Therefore, regularly updating mobile apps is essential for maintaining security, functionality, and overall user satisfaction.

3.2 Supported devices

PixSell 3 now requires iOS 17 or above. This allows us to take advantage of the latest features and security enhancements, ensuring a smoother and more reliable experience. If your device does not support iOS 17, you will still be able to use older releases of PixSell 3 (up to version 3.50), but newer updates and features won't be available.

3.3 Testing advice for PixSell 3 administrators

Whilst we make every effort to thoroughly test each new release, there is always a possibility that upgrading without testing may have an adverse impact on your particular business processes. Our advice is therefore that you review this version before instructing users to upgrade. This will ensure minimal interruption to your PixSell 3 services.

As best practice, we therefore recommend that you disable the automatic update of apps from the App Store on all devices using the PixSell 3 application in a live environment, and that you ensure that any new release is thoroughly tested before rolling out all devices by processing example transactions that conform to your most common workflows.

For example, upgrade a single device and process a transaction that applies:

- Line and order discounts
- Promotions
- Multi-language/currency variants
- Planned re-orders, Credits, or In-store counts

4 CONTACTING ASPIN MANAGEMENT SYSTEMS

If you have any queries, or require any further information, please contact us using the following details:

- For United Kingdom general and sales information, email sales@aspin.co.uk or call **+44 (0)1794 500 200**
- For United Kingdom technical information and support, email our Service Desk at support@aspin.co.uk or call **+44 (0)1794 500 205**
- For all Australia and New Zealand queries, email info@aspin.com.au or call **+61 (0)7 3297 7425**